

GUITAR LESSONS, VOL 1

By Greg Gonzalez



\$ 8.00 USA

© 2011 GREGORIO MUSIC
954-851-3970

LESSON 1 : note values

QUARTER NOTE = 1 tap

HALF NOTE = 2 taps

WHOLE NOTE = 4 taps

Guitar

A musical staff in 4/4 time showing the first three measures. The first measure contains four quarter notes (Q). The second measure contains two half notes (H). The third measure contains one whole note (W).

A musical staff starting at measure 4, containing three measures of whole rests.

A musical staff starting at measure 7, containing three measures. Above the staff are labels: 'H.....' above the first measure, 'Q Q' above the second measure, 'W.....' above the third measure, 'Q Q' above the fourth measure, and 'H.....' above the fifth measure. The notes are: half note, quarter note, quarter note, whole note, quarter note, quarter note, half note.

A musical staff starting at measure 10, containing three measures of whole rests.

A musical staff starting at measure 13, containing three measures of quarter notes.

A musical staff starting at measure 16, containing three measures of whole rests.

A musical staff starting at measure 19, containing three measures of half notes.

A musical staff starting at measure 22, containing three measures of whole rests.

LESSON 2 : notes on the 1st string

Guitar

E ----- F ----- G -----

Open / No Finger 1st Fret / 1st Finger 3rd Fret / 3rd Finger

Detailed description: This block shows the first staff of music for guitar. It is in 4/4 time. The first measure contains four quarter notes: E (open), F (1st fret), G (3rd fret), and E (open). The second measure contains four quarter notes: F (1st fret), G (3rd fret), E (open), and F (1st fret). The third measure contains four quarter notes: G (3rd fret), E (open), F (1st fret), and G (3rd fret). Above the staff, dashed lines indicate the fret positions for E, F, and G. Below the staff, text labels specify the fret and finger for each note.

4

Detailed description: This block shows the second staff of music, starting at measure 4. It contains three measures, each with a whole rest on the first string.

7

Detailed description: This block shows the third staff of music, starting at measure 7. It contains three measures. Measure 7 has two quarter notes: E (open) and F (1st fret). Measure 8 has two quarter notes: G (3rd fret) and F (1st fret). Measure 9 has two quarter notes: E (open) and G (3rd fret).

10

Detailed description: This block shows the fourth staff of music, starting at measure 10. It contains three measures, each with a whole rest on the first string.

13

Detailed description: This block shows the fifth staff of music, starting at measure 13. It contains three measures. Measure 13 has a half note: E (open). Measure 14 has a half note: F (1st fret). Measure 15 has a half note: G (3rd fret).

16

Detailed description: This block shows the sixth staff of music, starting at measure 16. It contains three measures, each with a whole rest on the first string.

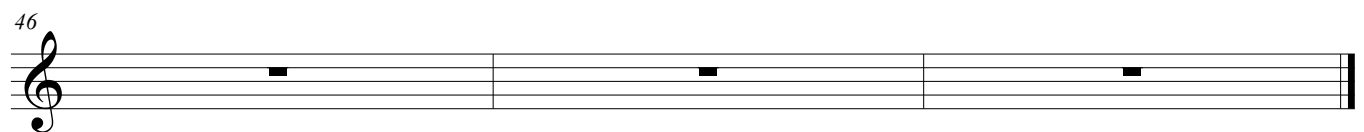

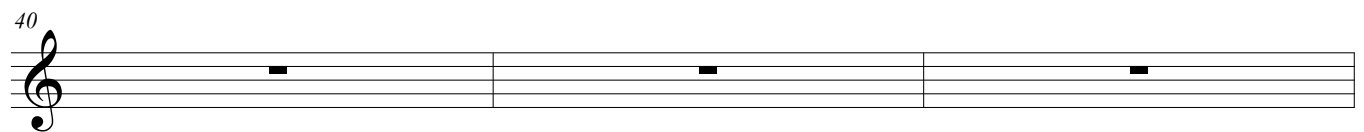
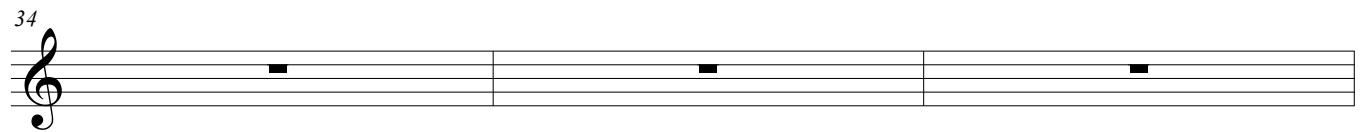

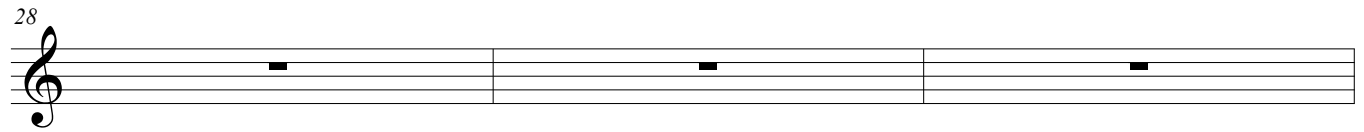

19

E E F F G G F F E E

Detailed description: This block shows the seventh staff of music, starting at measure 19. It contains three measures. Measure 19 has four quarter notes: E (open), E (open), F (1st fret), and F (1st fret). Measure 20 has four quarter notes: G (3rd fret), G (3rd fret), F (1st fret), and F (1st fret). Measure 21 has two half notes: E (open) and E (open).

22

Detailed description: This block shows the eighth staff of music, starting at measure 22. It contains three measures, each with a whole rest on the first string.



LESSON 3 : notes on the second string

Guitar

B ----- C ----- D -----

Open / No Finger 1st Fret / 1st Finger 3rd Fret / 3rd Finger

4

7

10

13

16

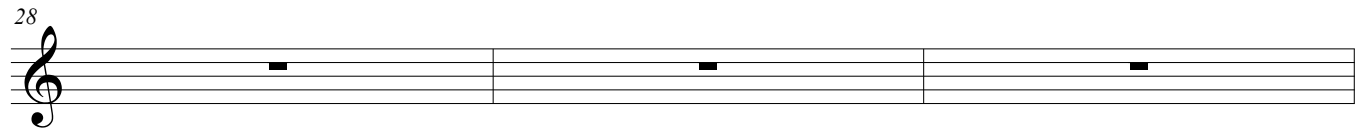
19

22

25



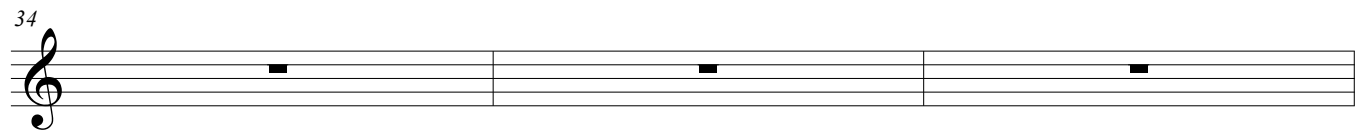
28



31



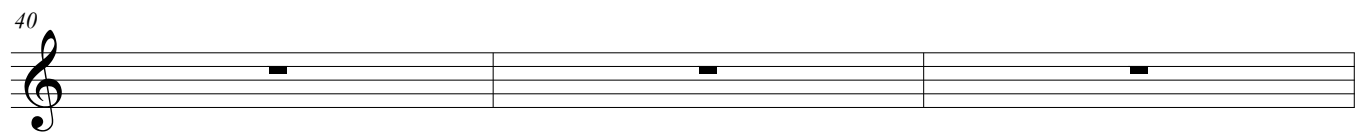
34




37



40



43



46



LESSON 4 : 1st string & 2nd string review

Guitar

1st STRING: E F G

Open / No Finger 1st Fret / 1st Finger 3rd Fret / 3rd Finger

4

7 2nd STRING: B C D

Open / No Finger 1st Fret / 1st Finger 3rd Fret / 3rd Finger

10

13

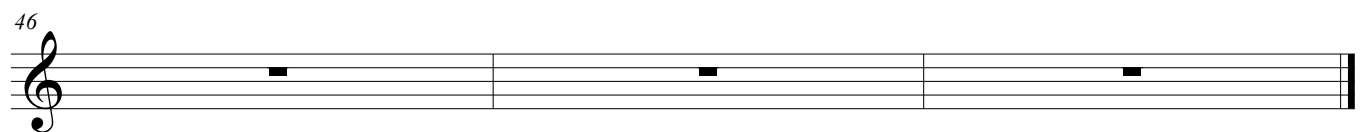
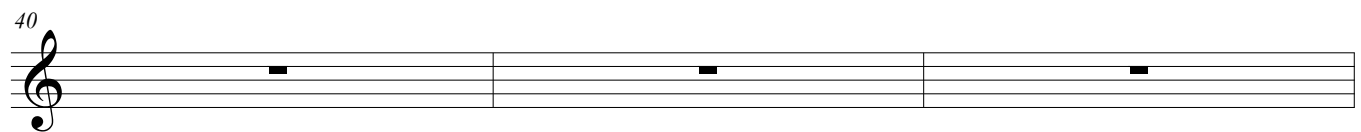
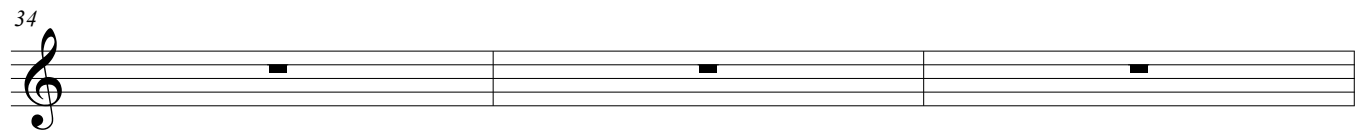
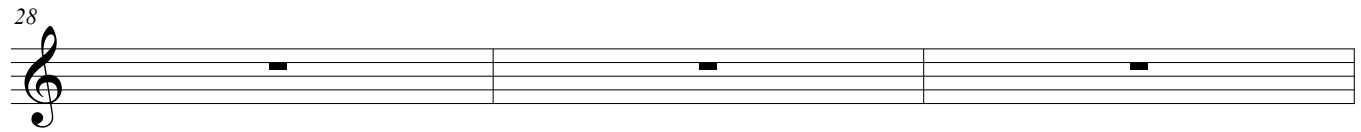
2nd STRING 1st STRING 2nd STRING

16

19

1st STRING 2nd STRING


22



LESSON 5 : notes on the 3rd string

Guitar

G A




Open / No Finger 2nd Fret / 2nd Finger

3




Half notes.....

7



Quarter notes.....

11




TWINKLE, TWINKLE, LITTLE STARS: 3rd string, 2nd string, 1st string

12




3 2 1 2 3

16



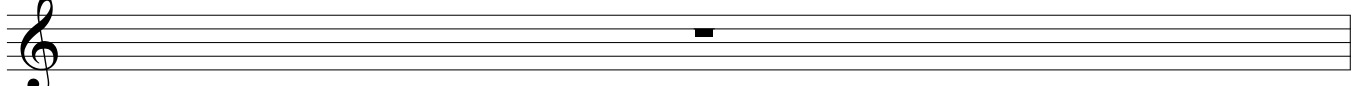
2 3 2 3

20



3 2 1 2 3

24



25 Mixolydian Scale.....




Going up the ladder.....

29



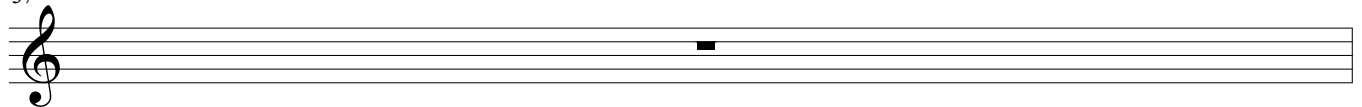
Going down the ladder

33




Up and down.....

37



LONDON BRIDGE IS FALLING DOWN:


38



40



42



44



LESSON 6: notes on the 4th string

Guitar

D E F

Open / No Finger 2nd Fret / 2nd Finger 3rd Fret / 3rd Finger

4

7

10

11 D E F G A B C D

DORIAN SCALE UP.....

15

DORIAN SCALE down.....

19

DORIAN SCALE up and down.....

23

LESSON 6: notes on the 4th string

2

24

THRE FOUR TIME 3 BEATS per Bar Quarter note carries the BEAT

You count in 3/4 : One Two Three / 1 - 2 - 3 /

25

COCKLES AND MUSSELS: 3/4 time song

G chord

Em

28

Am

D7

G

31

Em

A7

D7

34

G

Em

Am

37

D7

G

Em

40

Am

D7

G

LESSON 7: intro to guitar chords

Acoustic Guitar

D G B G **G** = G chord

Notes played sperately..... Notes played together

3

4 E G B E **Em** = E minor

6

7 **G**

9 **Em**

11 **Em** **G**

13 **Em** **G**

15 BROKEN CHORD = notes played separately **D 11**

17 BROKEN CHORD **G 7**

19 **BLOCK CHORDS = all the notes sounded at the SAME time**

20 **D11** **G7**

22 **G** **Em**

24 **CHORD PROGRESSION = series of chords in music with a pattern**

NAME THAT CHORD = ???

25


Broken Block Broken Block

29

Broken Block Broken

LESSON 8 : notes on the 5th string


Guitar



A B C

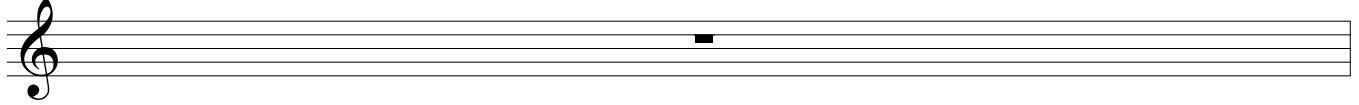
Open / No Finger 2nd Fret / 2nd Finger 3rd Fret / 3rd Finger

4



A B C

7

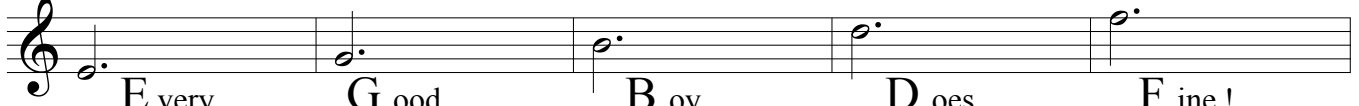


8



Notes on the **LINES** = E G B D F

9



E G B D F


E very G ood B oy D oes F ine !

14



Notes on the **SPACE** = F A C E

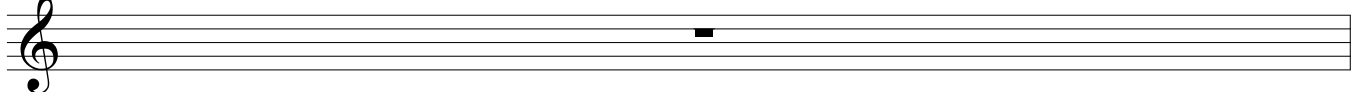
15




F A C E

Notes on the **SPACE** = :)

19




20



8th notes = Quarter note divided by 2

21


COUNT : 1 2 3 1 2 3



QUARTER NOTES.....

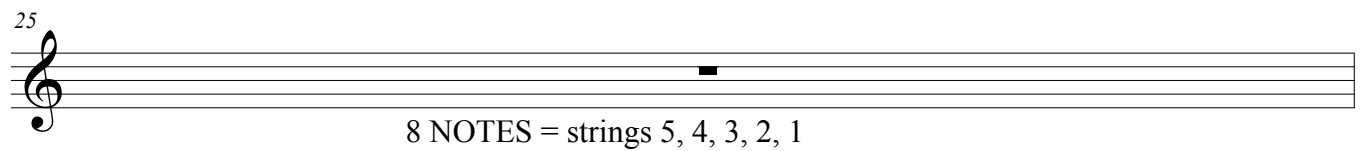
23

COUNT: 1 + 2 + 3 + 1 + 2 + 3 +



8TH NOTES

25



8 NOTES = strings 5, 4, 3, 2, 1

26

5th String


4th String



28


3rd String

2nd String

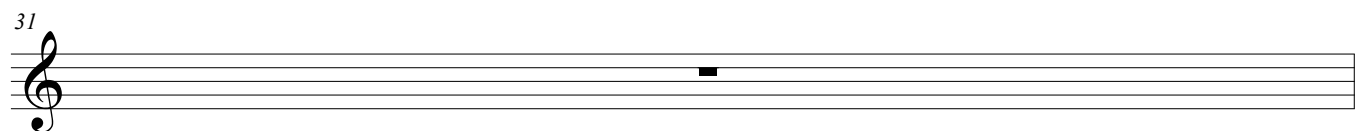


30

1st String




31



32 AEOLIAN SCALEUP.....



35 AEOLIAN SCALEDOWN.....



38 AEOLIAN SCALE.....up and down.....

